

## SAFETY INFORMATION

### LUBRICANTS

Avoid prolonged and repeated contact with petroleum-based oils. Used oil may irritate the skin, and can cause skin cancer and other skin disorders.

Wash thoroughly after working with oil. We recommend water soluble hand cleaners. Do not use kerosene, gasoline, or any other solvent, to remove oil from your skin.

If repeated or prolonged contact with oil is necessary, wear protective clothing. Soiled clothing, particularly those soiled with used oils and greases containing lead, should be cleaned at regular intervals.

### JACKING POSITIONS

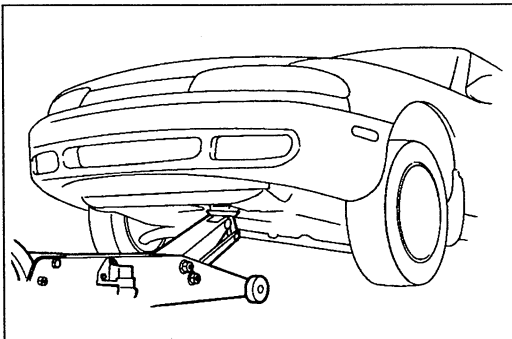
#### Warning

- **Improperly jacking a vehicle is dangerous. The vehicle can slip off the jack and cause serious injury. Use only the correct front and rear jacking positions and block the wheels.**

Use safety stands to support the vehicle after it has been lifted.

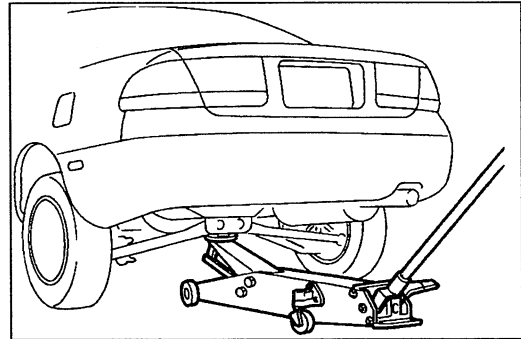
#### Front

At the center of the crossmember



#### Rear

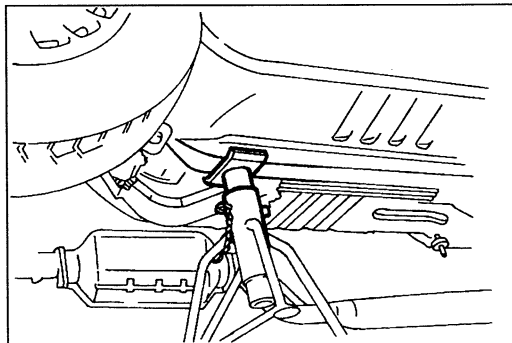
At the center of the crossmember



### SAFETY STAND POSITIONS

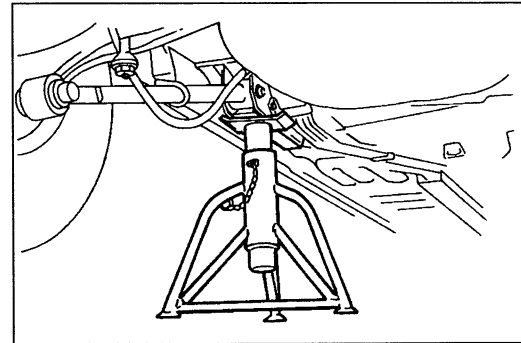
#### Front

Both sides of the vehicle



#### Rear

Both sides of the vehicle

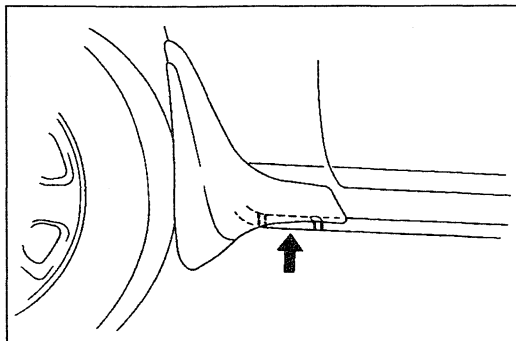


**VEHICLE LIFT POSITIONS**

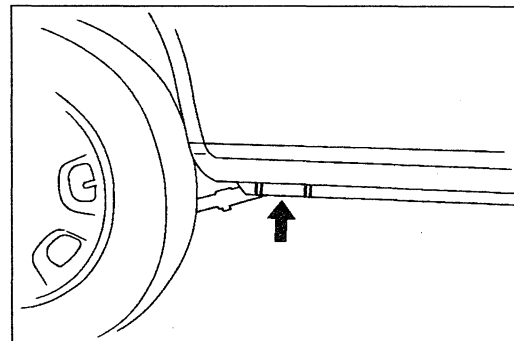
GI

**Front**

Both sides of the side sill

**Rear**

Both sides of the side sill

**DYNAMOMETER**

When test-running a vehicle on a dynamometer:

- Place a fan, preferably a vehicle-speed proportional type, in front of the vehicle.
- Connect an exhaust gas ventilation unit.
- Cool the exhaust pipes with a fan.
- Keep the area around the vehicle uncluttered.
- Watch the water temperature gauge.

**COMPRESSED AIR**

When using compressed air to clean or remove parts:

- Wear protective eye wear.
- Hold a rag over the opening to prevent parts from shooting out.
- Take precautions so that people around you are not struck by flying debris.